



NTCSSD RESIDENTIAL STREET LIGHT STANDARD

Paseo CE21T4A Approval – Specification

Project:

Qty:

Luminaire:

Order:

Type:

Base module: Cast A356 fluted round aluminum shape. Complete with removable door module, equipped with a tool-free opening system, that provides a tight compression when closed. This allows access to the block connector and driver module. The pole-top fitter is self-leveling and retained using set screws. Fits on a 4" (10cm) outside diameter x 3" (7cm) long tenon. Four cast aluminum arms are welded to the base module. The lower section of the cast aluminum access ring is welded to the upper end of the arms to support the optical module.

Roof module: Round molded A356 aluminum mechanically assembled to the top section of the access ring. Features a latch for tool-less opening, providing tight compression when closed, and allowing access to the interior of the roof module. Everything is assembled mechanically.

Optical module: The molded A384 aluminum heat sink is designed to minimize the temperature of the LEDs, increasing their longevity and efficiency. The optical module is mechanically assembled to the heat-sink for easy replacement. The luminaire is available without a lens or with a flat lens attached to a cast aluminum frame. The optical module is IP66 rated thanks to a molded silicone gasket. The high efficiency Orion LED optical engine is mechanically assembled on the heat sink. The lifetime of the LEDs is 100,000 hours. It is based on the LM-80 test and extrapolated with TM-21. This data is calculated when 50% of the LEDs produce 70% of their initial luminous flux (L70). The minimum color rendering index (CRI) is 70. The optical acrylic lens are designed to illuminate only where needed while achieving excellent uniformity with maximum spacing. The optical acrylic lens are sealed on the LED board. The available light distribution types are T1, T1A, T1AHS, T2, T2HS, T2M, T2MHS, T3, T3HS, T3M, T3MHS, T4, T4HS, T5. A white decorative acrylic protection plate is mechanically assembled under the optical module. The combination of two distribution types (backward optics) is also available in the same optical module as well as the integration of crosswalk optics (TCWR and TCWL) for pedestrian crossing.

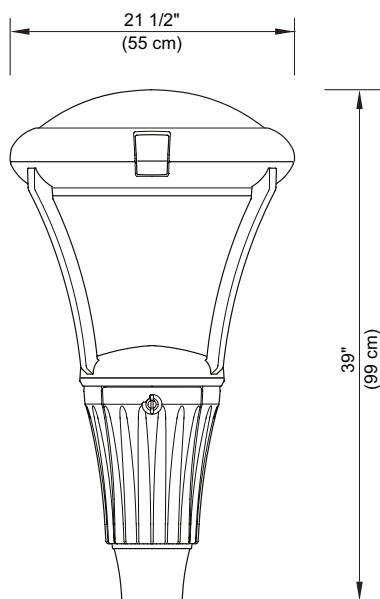
Driver module: Class 1 (P70 and P80) or Class 2 (P10 to P60). Primary tension is of 120 to 480VAC Volts, 50/60Hz, THD max 20% with a high-power factor of 90%. Operating temperature is -40°F (-40°C) to 131°F (55°C). The regulator offers an output of 0-10 Volts and is ROHS compliant. Assembled with pull-out connectors. Complete with 10kV/5kA or 20kV/10kA tripolar surge protection for live-MALT, live-neutral and neutral-MALT lines according to IEEE/ANSI C62.41 2002 C.

Wiring / Hardware: Type TEWT 14-7 AWG, 12" (30.5cm) minimum exceeding luminaire. All electrical connections between the modules are provided with quick-disconnect connectors for easy maintenance. All outside accessible hardware is made of 304 stainless steel.

Color: All Cyclone colors are available in textured (TX) or smooth (SM) finish, unless otherwise specified. A durable polyester powder coating is applied and meets the AAMA 2604 requirements (5 years exposure to all weather conditions). The finish meets the ASTM G7, B117, D1654 and D2247 requirements relative to salt spray and humidity resistance. **Cyclone recommends a textured finish for this product.**

cULus: According to standard C22.2 / UL1598

Warranty: 5-year limited warranty. Complete warranty terms located at: www.cyclonelighting.com/assets/Legal/Cyclone-Sales-TermsConditions-en.pdf



EPA: 1.14 ft² Weight: 52.3 lbs / 23.7 kg

Stamp/Approval:
Name: _____ Date: _____

Name: _____ Page 1 of 2
Date: _____

Project:
Order:
Qty:
Luminaire:
Type:

Ordering Code

Model	Lens	Distribution	Performance package ⁴	CCT	Volts	Surge protector
CE21T4A						
CE21T4A	FGC Flat Glass Clear FGF Flat Glass Frosted NL¹ No Lens	T1 Type 1 T1A Type 1A T1AHS Type 1A with HS T2 Type 2 T2HS Type 2 with HS T2M Type 2M T2MHS Type 2M with HS T3 Type 3 T3HS Type 3 with HS T3M Type 3M T3MHS Type 3M with HS T4 Type 4 T4HS Type 4 with HS T5 Type 5 TCWR² Crosswalk right TCWL² Crosswalk left BACKWARD OPTICS ³	P10 (2900lm) P20 (4200lm) P30 (5400lm) P40 (6500lm) P50 (7500lm) P60 (9800lm) P70 (12600lm) P80 (14200lm)	30K 3000K 40K 4000K	MVOLT 120-277VAC HVOLT 347-480VAC 120 208 240 277 347 480	10KV 10kV/5kA 20KV 20kV/10kA

Options

Options

Adaptor	Photocell	Dimming	Color	Texture	Pre-finish
- Fits Ø 4" (10cm) X 3" (7.5cm) long tenon R28 Reducer Ø 4" (10cm) Ø to 2 7/8" (7cm) Ø x 3" (7.5cm) long tenon R30 Reducer Ø 4" (10cm) Ø to 3" (7.5cm) Ø x 3" (7.5cm) long tenon	PT Photocell W/7-PIN receptacle (ANSI C136.41) PX Shorting cap W/7-PIN receptacle (ANSI C136.41) PTL Long life photocell W/7-PIN receptacle (ANSI C136.41) PTDR W/7-PIN receptacle (ANSI C136.41)	DIM 0-10 volts wire for external controls PND506⁵ Program 50% for 6 hours (11PM to 5AM) PND508⁵ Program 50% for 8 hours (9PM to 5AM) SD⁵ Field adjustable 10% increment step-dimming switch	BK Black RAL9005 DG Dark green RAL6012 MA Marine blue RAL5013 SI Metallic silver RAL9006 (smooth only) BZ Dark bronze RAL8019 BG Burgundy RAL3005 GM Moss green RAL6005 PG Pale grey RAL7040 WH White RAL9003 SG⁶ Steel Gray BKH⁷ Black Holophane BZH⁷ Dark bronze Holophane GNH⁷ Green Holophane GHH⁷ Graphite Holophane GRH⁷ Gray Holophane SLH⁷ Silver Holophane WHH⁷ White Holophane	TX Textured SM Smooth SX⁸ Textured, matt (Sandtex)	MG Marine grade pre-finish

1 - Consult factory for IP rating when the No Lens option is selected.

2 - Available only with a clear flat glass lens (FGC) or with the no lens (NL) option.

3 - Backward optic: The Orion light engine features 180° orientable optics that can be customized as needed. This makes it a simple matter to combine two distribution types in a single light engine, simultaneously lighting a road and a bike path or sidewalk, for instance. Contact factory for more information.

4 - Values shown represent the maximum lumen output, which may vary depending on the selected configuration or options.

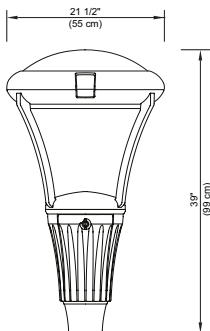
5 - Only one of the following options may be selected: SD, PND506, or PND508. These options cannot be combined.

6 - Available in SX finish only

7 - Holophane colors are only available in Smooth (SM) finish

8 - SX finish only available with SG color.

Note: Actual performance may differ as a result of end-user environment and application. All values are design or typical values, measured under laboratory conditions at 25 °C. Specifications subject to change without notice. Please consult our web site for up-to-date product information and IES files.


EPA: 1.14 ft² **Weight:** 52.3 lbs / 23.7 kg

Stamp/Approval:
Name:
Date:
Name:
Date:

Page 2 of 2



Photometric Data Tables

Paseo - CE21T4A-NL (No Lens)

		3000K						4000K						LLD @ 25C											
Performance Package	Watts System	Lumen Output		Efficacy (LM/W)		Optic	Lumen Output		Efficacy (LM/W)		Optic	Lumen Output		Efficacy (LM/W)		25K Hours	50K Hours	75K Hours	100K Hours						
		B	U	G	B		U	G	B	U		G	B	U	G										
P10	23.9	T1	2805	117	B1-U0-G1		T1AHS	2384	100	B1-U0-G1		T1	2945	123	B1-U0-G1		T1AHS	2503	105	B1-U0-G1		0.98	0.98	0.97	0.97
		T1A	2704	113	B1-U0-G1		T2HS	2259	95	B0-U0-G1		T2	2933	123	B1-U0-G1		T2HS	2372	99	B0-U0-G1					
		T2	2619	110	B1-U0-G1		T2MHS	2154	90	B1-U0-G1		T2M	2776	116	B1-U0-G1		T2MHS	2267	95	B1-U0-G1					
		T2M	2643	111	B1-U0-G1		T3HS	2234	93	B0-U0-G1		T3	2823	118	B1-U0-G1		T3HS	2346	98	B0-U0-G1					
		T3	2689	113	B1-U0-G1		T3MHS	2186	91	B1-U2-G1		T3M	2940	123	B1-U3-G1		T3MHS	2301	96	B1-U2-G1					
		T3M	2793	117	B1-U3-G1		T4HS	2163	91	B0-U0-G1		T4	2840	119	B1-U0-G1		T4HS	2271	95	B0-U0-G1					
		T4	2705	113	B1-U0-G1		TCWR	2756	115	B1-U0-G1		TCWL	2900	125	B2-U0-G1		TCWR	2901	121	B1-U0-G1					
		T4M	2848	119	B2-U0-G1																				
		TCWL	2755	115	B1-U0-G1																				
		P20	34.4	T1	4010	117	B2-U0-G1		T1AHS	3408	99	B1-U0-G1		T1	4210	122	B2-U0-G2		T1AHS	3578	104				
T1A	3866			112	B1-U0-G1		T2HS	3229	94	B1-U0-G1		T2	4193	122	B1-U0-G1		T2HS	3390	99	B1-U0-G1					
T2	3744			109	B1-U0-G1		T2MHS	3080	90	B1-U0-G1		T2M	3968	115	B1-U0-G1		T2MHS	3234	94	B1-U0-G1					
T2M	3779			110	B1-U0-G1		T3HS	3191	93	B1-U0-G1		T3	4036	117	B1-U0-G1		T3HS	3353	97	B1-U0-G1					
T3	3844			112	B1-U0-G1		T3MHS	3110	90	B1-U3-G1		T3M	4183	122	B1-U3-G2		T3MHS	3274	95	B1-U3-G1					
T3M	3974			116	B1-U3-G1		T4HS	3092	90	B0-U0-G1		T4	4060	118	B1-U0-G1		T4HS	3247	94	B0-U0-G1					
T4	3867			112	B1-U0-G1		TCWR	3922	114	B1-U0-G1		TCWL	4127	120	B1-U0-G1		TCWR	4128	120	B1-U0-G1					
T4M	4071			118	B2-U0-G1																				
TCWL	3921			114	B1-U0-G1																				
P30	45.9			T1	5172	113	B2-U0-G2		T1AHS	4395	96	B2-U0-G1		T1	5430	118	B2-U0-G2		T1AHS	4615	101	B2-U0-G1		0.98	0.98
		T1A	4985	109	B2-U0-G1		T2HS	4164	91	B1-U0-G1		T2	5407	118	B1-U0-G1		T2HS	4373	95	B1-U0-G1					
		T2	4829	105	B1-U0-G1		T2MHS	3972	87	B1-U0-G1		T2M	5117	111	B1-U0-G1		T2MHS	4170	91	B1-U0-G1					
		T2M	4874	106	B1-U0-G1		T3HS	4119	90	B1-U0-G1		T3	5205	113	B1-U0-G1		T3HS	4325	94	B1-U0-G1					
		T3	4957	108	B1-U0-G1		T3MHS	4008	87	B1-U3-G1		T3M	5390	117	B1-U3-G2		T3MHS	4219	92	B1-U3-G1					
		T3M	5120	112	B1-U3-G2		T4HS	3988	87	B1-U0-G1		T4	5236	114	B1-U0-G2		T4HS	4187	91	B1-U0-G2					
		T4	4987	109	B1-U0-G2		TCWR	5054	110	B1-U0-G1		TCWL	5318	116	B1-U0-G1		TCWR	5319	116	B1-U0-G1					
		T4M	5251	114	B3-U0-G1																				
		TCWL	5052	110	B1-U0-G1																				
		P40	54.9	T1	6290	115	B2-U0-G2		T1AHS	5345	97	B2-U0-G1		T1	6604	120	B2-U0-G2		T1AHS	5613	102	B2-U0-G1			
T1A	6063			110	B2-U0-G2		T2HS	5065	92	B1-U0-G1		T2	6366	116	B2-U0-G2		T2HS	5318	97	B1-U0-G1					
T2	5873			107	B1-U0-G1		T2MHS	4830	88	B1-U0-G1		T2M	6224	113	B1-U0-G1		T2MHS	5072	92	B1-U0-G1					
T2M	5927			108	B1-U0-G1		T3HS	5009	91	B1-U0-G1		T3	6331	115	B1-U0-G1		T3HS	5260	96	B1-U0-G1					
T3	6029			110	B1-U0-G1		T3MHS	4838	88	B1-U3-G1		T3M	6507	119	B2-U3-G2		T3MHS	5093	93	B1-U3-G2					
T3M	6181			113	B2-U3-G2		T4HS	4850	88	B1-U0-G2		T4	6308	116	B1-U0-G2		T4HS	5092	93	B1-U0-G2					
T4	6065			110	B1-U0-G2		TCWR	6101	111	B1-U0-G1		TCWL	6420	117	B1-U0-G1		TCWR	6422	117	B1-U0-G1					
T4M	6386			116	B3-U0-G1																				
TCWL	6099			111	B1-U0-G1																				
P50	66.7			T1	7174	108	B2-U0-G2		T1AHS	6097	91	B2-U0-G1		T1	7532	113	B2-U0-G2		T1AHS	6402	96	B2-U0-G1		0.98	0.98
		T1A	6915	104	B2-U0-G2		T2HS	5777	87	B1-U0-G1		T2	7261	109	B2-U0-G2		T2HS	6065	91	B1-U0-G1					
		T2	6699	100	B1-U0-G1		T2MHS	5509	85	B1-U0-G1		T2M	7500	112	B1-U0-G1		T2MHS	5785	87	B1-U0-G1					
		T2M	6761	101	B2-U0-G1		T3HS	5713	86	B1-U0-G1		T3	7099	106	B2-U0-G1		T3HS	5999	90	B1-U0-G1					
		T3	6877	103	B1-U0-G2		T3MHS	5691	85	B1-U3-G2		T3M	7221	108	B1-U0-G2		T3MHS	5990	90	B1-U3-G2					
		T3M	7270	109	B2-U3-G2		T4HS	5532	83	B1-U0-G2		T4	7653	115	B2-U3-G2		T4HS	5808	87	B1-U0-G2					
		T4	6918	104	B1-U0-G2		TCWR	6175	108	B1-U0-G1		TCWL	7263	109	B1-U0-G2		TCWR	7553	113	B1-U0-G1					
		T4M	7283	109	B3-U0-G1																				
		TCWL	7173	108	B1-U0-G1																				
		P60	86.8	T1	9578	110	B3-U0-G3		T1AHS	8140	94	B2-U0-G1		T1	10057	116	B3-U0-G3		T1AHS	8547	98	B2-U0-G1			
T1A	9233			106	B2-U0-G2		T2HS	7713	89	B1-U0-G1		T2	9695	112	B3-U0-G2		T2HS	8098	93	B1-U0-G1					
T2	8944			103	B1-U0-G1		T2MHS	7356	85	B1-U0-G2		T2M	10014	115	B2-U0-G2		T2MHS	7724	89	B1-U0-G2					
T2M	9027			104	B2-U0-G2		T3HS	7628	88	B1-U0-G2		T3	9478	109	B2-U0-G2		T3HS	8010	92	B1-U0-G2					
T3	9182			106	B1-U0-G2		T3MHS	6984	80	B2-U3-G2		T3M	9641	111	B2-U0-G2		T3MHS	7352	85	B2-U3-G2					
T3M	8923			103	B2-U3-G2		T4HS	7386	85	B1-U0-G2		T4	9392	108	B2-U3-G3		T4HS	7755	89	B1-U0-G2					
T4	9236			106	B1-U0-G2		TCWR	8806	101	B1-U0-G1		TCWL	9698	112	B2-U0-G2		TCWR	9270	107	B1-U0-G1					
T4M	9725			112	B3-U0-G2																				
TCWL	8804			101	B1-U0-G1																				
P70	107.1			T1	12468	116	B3-U0-G3		T1AHS	10596	99	B3-U0-G2		T1	13092	122	B3-U0-G3		T1AHS	11126	104	B3-U0-G2		0.98	0.98
		T1A	12019	112	B1-U0-G3		T2HS	10040	94	B1-U0-G2		T2	12620	118	B3-U0-G3		T2HS	10542	98	B1-U0-G2					
		T2	11643	109	B2-U0-G2		T2MHS	9576	89	B2-U0-G2		T2M	13036	122	B2-U0-G2		T2MHS	10054	94	B2-U0-G2					
		T2M	11750	110	B2-U0-G2		T3HS	9930	93	B1-U0-G2		T3	12338	115	B2-U0-G2		T3HS	10426	97	B1-U0-G2					
		T3	11952	117	B2-U0-G2		T3MHS	8823	82	B2-U3-G2		T3M	12550	117	B2-U0-G2		T3MHS	10267	87	B2-U3-G2					
		T3M	11272	105	B2-U3-G3		T4HS	9614	90	B1-U0-G2		T4	11865	111	B2-U3-G3		T4HS	10095	94	B1-U0-G2					
		T4	12023	112	B2-U0-G3		TCWR	11125	104	B2-U0-G1		TCWL	12624	118	B2-U0-G3		TCWR	11710	109	B2-U0-G1					
		T4M	12659	118	B4-U0-G2																				
		TCWL	11122	104	B2-U0-G1																				
		P80	124.3	T1	14108	113	B3-U0-G3		T1AHS	11990	96	B3-U0-G2		T1	14813	119	B3-U0-G3		T1AHS	12590	101	B3-U0-G2			
T1A	13600			109	B3-U0-G3		T2HS	11360	91	B1-U0-G2		T2	14280	115	B3-U0-G3		T2HS	11928	96	B1-U0-G2					
T2	13174			106	B2-U0-G2		T2MHS	10835	87	B2-U0-G2		T2M	14048	113	B2-U0-G2		T2MHS	11377	92	B2-U0-G2					
T2M	13296			107	B2-U0-G2		T3HS	11236	90	B1-U0-G2		T3	13960	112	B2-U0-G2		T3HS	11798	95	B1-U0-G2					
T3	13524			109	B2-U0-G2		T3MHS	9901	80	B2-U3-G2		T3M	14200	114	B2-U0-G2		T3MHS	10422	84	B2-U3-G2					



Photometric Data Tables

Paseo - CE21T4A-FGC (Flat Glass Clear)

		3000K						4000K						LLD @ 25C										
Performance Package	Watts System	Optic	Lumen Output	Efficacy (LM/W)			Optic	Lumen Output	Efficacy (LM/W)			Optic	Lumen Output	Efficacy (LM/W)			25K Hours	50K Hours	75K Hours	100K Hours				
				B	U	G			B	U	G			B	U	G								
P10	23.9	T1	2481	104	B1-U0-G1			T1	2605	109	B1-U0-G1			T1	2361	99	B1-U0-G1			0.98	0.98	0.97	0.97	
		T1A	2432	102	B1-U0-G1			T1AHS	2249	94	B1-U0-G1			T1AHS	2361	99	B1-U0-G1							
		T2	2343	98	B1-U0-G0			T2HS	2093	88	B0-U0-G1			T2HS	2197	92	B0-U0-G1							
		T2M	2317	97	B1-U0-G1			T2MHS	2018	84	B1-U0-G0			T2MHS	2119	89	B1-U0-G0							
		T3	2320	97	B1-U0-G1			T3HS	2103	88	B0-U0-G1			T3HS	2208	92	B0-U0-G1							
		T3M	2568	107	B1-U3-G1			T3MHS	2025	85	B1-U2-G1			T3MHS	2132	89	B1-U2-G1							
		T4	2219	93	B1-U0-G1			T4HS	1938	81	B0-U0-G1			T4HS	2035	85	B0-U0-G1							
		T5	2404	101	B1-U0-G1																			
		TCWL	2590	108	B1-U0-G0			TCWR	2590	108	B1-U0-G0			TCWR	2726	114	B1-U0-G0							
		P20	34.4	T1	3547	103	B1-U0-G1			T1	3725	108	B2-U0-G1			T1	3376	98	B1-U0-G1					0.98
T1A	3477			101	B1-U0-G1			T1AHS	3215	93	B1-U0-G1			T1AHS	3376	98	B1-U0-G1							
T2	3350			97	B1-U0-G1			T2HS	2992	87	B1-U0-G1			T2HS	3142	91	B1-U0-G1							
T2M	3312			96	B1-U0-G1			T2MHS	2985	84	B1-U0-G1			T2MHS	3029	88	B1-U0-G1							
T3	3316			96	B1-U0-G1			T3HS	3007	87	B1-U0-G1			T3HS	3157	92	B1-U0-G1							
T3M	3654			106	B1-U3-G1			T3MHS	2882	84	B1-U3-G1			T3MHS	3033	88	B1-U3-G1							
T4	3172			92	B1-U0-G1			T4HS	2770	81	B1-U0-G1			T4HS	2909	85	B1-U0-G1							
T5	3436			100	B2-U0-G1																			
TCWL	3685			107	B1-U0-G1			TCWR	3685	107	B1-U0-G1			TCWR	3879	113	B1-U0-G1							
P30	45.9			T1	4575	100	B2-U0-G1			T1	4804	105	B2-U0-G1			T1	4354	95	B2-U0-G1			0.98	0.98	
		T1A	4484	98	B2-U0-G1			T1AHS	4146	90	B1-U0-G1			T1AHS	4354	95	B2-U0-G1							
		T2	4320	94	B1-U0-G1			T2HS	3859	84	B1-U0-G1			T2HS	4052	88	B1-U0-G1							
		T2M	4271	93	B1-U0-G1			T2MHS	3721	81	B1-U0-G1			T2MHS	3907	85	B1-U0-G1							
		T3	4277	93	B1-U0-G1			T3HS	3877	84	B1-U0-G1			T3HS	4071	89	B1-U0-G1							
		T3M	4708	103	B1-U3-G1			T3MHS	3713	81	B1-U3-G1			T3MHS	3909	85	B1-U3-G1							
		T4	4091	89	B1-U0-G1			T4HS	3573	78	B1-U0-G1			T4HS	3751	82	B1-U0-G1							
		T5	4432	97	B2-U0-G1																			
		TCWL	4748	103	B1-U0-G1			TCWR	4749	103	B1-U0-G1			TCWR	4999	109	B1-U0-G1							
		P40	54.9	T1	5564	101	B2-U0-G2			T1	5842	106	B2-U0-G2			T1	5295	96	B2-U0-G1					0.98
T1A	5453			99	B2-U0-G1			T1AHS	5043	92	B2-U0-G1			T1AHS	5295	96	B2-U0-G1							
T2	5254			96	B1-U0-G1			T2HS	4693	85	B1-U0-G1			T2HS	4928	90	B1-U0-G1							
T2M	5195			95	B1-U0-G1			T2MHS	4525	82	B1-U0-G1			T2MHS	4752	87	B1-U0-G1							
T3	5201			95	B1-U0-G1			T3HS	4716	86	B1-U0-G1			T3HS	4952	90	B1-U0-G1							
T3M	5684			104	B2-U3-G1			T3MHS	4483	82	B1-U3-G1			T3MHS	4718	86	B1-U3-G1							
T4	4975			91	B1-U0-G1			T4HS	4345	79	B1-U0-G1			T4HS	4563	83	B1-U0-G2							
T5	5390			98	B2-U0-G1																			
TCWL	5732			104	B1-U0-G1			TCWR	5733	104	B1-U0-G1			TCWR	6035	110	B1-U0-G1							
P50	66.7			T1	6346	95	B2-U0-G2			T1	6663	100	B2-U0-G2			T1	6039	91	B2-U0-G1			0.98	0.98	
		T1A	6220	93	B2-U0-G1			T1AHS	5752	86	B2-U0-G1			T1AHS	6039	91	B2-U0-G1							
		T2	5992	90	B1-U0-G1			T2HS	5353	80	B1-U0-G1			T2HS	5620	84	B1-U0-G1							
		T2M	5925	89	B2-U0-G1			T2MHS	5161	77	B1-U0-G1			T2MHS	5419	81	B1-U0-G1							
		T3	5932	89	B1-U0-G1			T3HS	5379	81	B1-U0-G1			T3HS	5648	85	B1-U0-G1							
		T3M	6685	100	B2-U3-G2			T3MHS	5272	79	B1-U3-G1			T3MHS	5550	83	B1-U3-G1							
		T4	5675	85	B1-U0-G2			T4HS	4956	74	B1-U0-G2			T4HS	5204	78	B1-U0-G2							
		T5	6148	92	B3-U0-G1																			
		TCWL	6742	101	B1-U0-G1			TCWR	6743	101	B1-U0-G1			TCWR	7097	106	B1-U0-G1							
		P60	86.8	T1	8473	98	B2-U0-G2			T1	8897	103	B3-U0-G2			T1	8064	93	B2-U0-G1					0.98
T1A	8304			96	B2-U0-G2			T1AHS	7680	88	B2-U0-G1			T1AHS	8064	93	B2-U0-G1							
T2	8001			92	B1-U0-G1			T2HS	7147	82	B1-U0-G1			T2HS	7504	86	B1-U0-G1							
T2M	7911			91	B2-U0-G1			T2MHS	6891	79	B1-U0-G1			T2MHS	7236	83	B2-U0-G1							
T3	7921			91	B1-U0-G2			T3HS	7181	83	B1-U0-G2			T3HS	7540	87	B1-U0-G2							
T3M	8204			95	B2-U3-G2			T3MHS	6471	75	B2-U3-G1			T3MHS	6811	78	B2-U3-G2							
T4	7577			87	B1-U0-G2			T4HS	6617	76	B1-U0-G2			T4HS	6948	80	B1-U0-G2							
T5	8208			95	B3-U0-G1																			
TCWL	8274			95	B1-U0-G1			TCWR	8275	95	B1-U0-G1			TCWR	8711	100	B1-U0-G1							
P70	107.1			T1	11030	103	B3-U0-G3			T1	11581	108	B3-U0-G3			T1	10497	98	B3-U0-G2			0.98	0.98	
		T1A	10810	101	B3-U0-G2			T1AHS	9997	93	B3-U0-G2			T1AHS	10497	98	B3-U0-G2							
		T2	10415	97	B2-U0-G1			T2HS	9303	87	B1-U0-G2			T2HS	9768	91	B1-U0-G2							
		T2M	10298	96	B2-U0-G2			T2MHS	8971	84	B2-U0-G2			T2MHS	9419	88	B2-U0-G2							
		T3	10311	96	B2-U0-G2			T3HS	9348	87	B1-U0-G2			T3HS	9816	92	B1-U0-G2							
		T3M	10364	97	B2-U3-G2			T3MHS	8174	76	B2-U3-G2			T3MHS	8604	80	B2-U3-G2							
		T4	9863	92	B2-U0-G2			T4HS	8614	80	B1-U0-G2			T4HS	9045	84	B1-U0-G2							
		T5	10685	100	B3-U0-G2																			
		TCWL	10553	98	B2-U0-G1			TCWR	10454	98	B2-U0-G1			TCWR	11004	103	B2-U0-G1							
		P80	124.3	T1	12480	100	B3-U0-G3			T1	13104	105	B3-U0-G3			T1	11877	96	B3-U0-G2					0.98
T1A	12232			98	B3-U0-G2			T1AHS	11311	91	B3-U0-G2			T1AHS	11877	96	B3-U0-G2							
T2	11784			95	B2-U0-G2			T2HS	10526	85	B1-U0-G2			T2HS	11053	89	B1-U0-G2							
T2M	11652			94	B2-U0-G2			T2MHS	10151	82	B2-U0-G2			T2MHS	10658	86	B2-U0-G2							
T3	11667			94	B2-U0-G2			T3HS	10578	85	B1-U0-G2			T3HS	11107	89	B2-U0-G2							
T3M	11631			94	B2-U3-G2			T3MHS	9173	74	B2-U3-G2			T3MHS	9656	78	B2-U3-G2							
T4	11160			90	B2-U0-G2			T4HS	9747	78	B1-U0-G2			T4HS	10234	82	B1-U0-G2							
T5	12090			97	B3-U0-G2																			
TCWL	11731			94	B2-U0-G1			TCWR	11732	94	B2-U0-G1			TCWR	12349	99	B2-U0-G1							

Note: Actual performance may differ as a result of end-user environment and application.

All values are design or typical values, measured under laboratory conditions at 25°C.

Specifications subject to change without notice.

Lumen ratio for different CCT

PC Amber	2200K	2700K	3000K	4000K
0.6	0.75	0.95	0.95	1.00



Photometric Data Tables

Paseo - CE21T4A-FGF (Flat Glass Frosted)

		3000K						4000K						LLD @ 25C							
Performance Package	Watts System	Lumen Output		Efficacy (LM/W)		B U G		Lumen Output		Efficacy (LM/W)		B U G		25K Hours	50K Hours	75K Hours	100K Hours				
		Optic				Optic				Optic											
P10	23.9	T1	2438	102	B1-U0-G1	T1AHS	2143	90	B1-U0-G1	T1	2559	107	B1-U0-G1	T1AHS	2251	94	B1-U0-G1	0.98	0.98	0.97	0.97
		T1A	2401	100	B1-U0-G1	T2HS	1922	80	B1-U0-G1	T1A	2521	105	B1-U0-G1	T2HS	2018	84	B1-U0-G1				
		T2	2263	95	B1-U0-G1	T2MHS	1847	77	B1-U0-G1	T2	2376	99	B1-U0-G1	T2MHS	1939	81	B1-U0-G1				
		T2M	2339	98	B1-U0-G1	T3HS	1928	81	B1-U0-G1	T2M	2456	103	B1-U0-G1	T3HS	2024	85	B1-U0-G1				
		T3	2224	93	B1-U0-G1	T3MHS	1799	75	B1-U3-G1	T3	2335	98	B1-U0-G1	T3MHS	1894	79	B1-U3-G1				
		T3M	2285	96	B1-U3-G1	T4HS	1754	73	B1-U0-G1	T3M	2405	101	B1-U3-G1	T4HS	1841	77	B1-U0-G1				
P20	34.4	T1	3485	101	B1-U0-G1	T1AHS	3064	89	B1-U0-G1	T1	3659	106	B2-U0-G1	T1AHS	3218	94	B1-U0-G1	0.98	0.98	0.97	0.97
		T1A	3433	100	B1-U0-G1	T2HS	2747	80	B1-U0-G1	T1A	3605	105	B1-U0-G1	T2HS	2884	84	B1-U0-G1				
		T2	3235	94	B1-U0-G1	T2MHS	2640	77	B1-U0-G1	T2	3396	99	B1-U0-G1	T2MHS	2772	81	B1-U0-G1				
		T2M	3344	97	B1-U0-G1	T3HS	2756	80	B1-U0-G1	T2M	3511	102	B1-U0-G1	T3HS	2894	84	B1-U0-G1				
		T3	3179	92	B1-U0-G1	T3MHS	2560	74	B1-U3-G1	T3	3338	97	B1-U0-G1	T3MHS	2695	78	B1-U3-G1				
		T3M	3252	95	B1-U3-G1	T4HS	2507	73	B1-U0-G1	T3M	3423	100	B1-U3-G1	T4HS	2632	77	B1-U0-G1				
P30	45.9	T1	4494	98	B2-U0-G1	T1AHS	3952	86	B1-U0-G1	T1	4719	103	B2-U0-G1	T1AHS	4150	90	B2-U0-G1	0.98	0.98	0.97	0.97
		T1A	4427	96	B1-U0-G1	T2HS	3543	77	B1-U0-G1	T1A	4649	101	B2-U0-G1	T2HS	3720	81	B1-U0-G1				
		T2	4172	91	B1-U0-G1	T2MHS	3405	74	B1-U0-G1	T2	4390	95	B1-U0-G1	T2MHS	3576	78	B1-U0-G1				
		T2M	4313	94	B1-U0-G1	T3HS	3554	77	B1-U0-G1	T2M	4529	99	B1-U0-G1	T3HS	3732	81	B1-U0-G1				
		T3	4100	89	B1-U0-G1	T3MHS	3299	72	B1-U3-G1	T3	4305	94	B1-U0-G1	T3MHS	3473	76	B1-U3-G1				
		T3M	4190	91	B1-U3-G1	T4HS	3233	70	B1-U0-G1	T3M	4410	96	B2-U3-G1	T4HS	3395	74	B1-U0-G1				
P40	54.9	T1	5466	100	B2-U0-G2	T1AHS	4806	88	B2-U0-G1	T1	5739	105	B2-U0-G2	T1AHS	5047	92	B2-U0-G1	0.98	0.98	0.97	0.97
		T1A	5384	98	B2-U0-G1	T2HS	4309	78	B1-U0-G1	T1A	5654	103	B2-U0-G1	T2HS	4524	82	B1-U0-G1				
		T2	5074	92	B1-U0-G1	T2MHS	4142	75	B1-U0-G1	T2	5327	97	B1-U0-G1	T2MHS	4349	79	B1-U0-G1				
		T2M	5245	96	B2-U0-G1	T3HS	4322	79	B1-U0-G1	T2M	5508	100	B2-U0-G1	T3HS	4539	83	B1-U0-G1				
		T3	4987	91	B1-U0-G1	T3MHS	3983	73	B1-U3-G1	T3	5236	95	B1-U0-G1	T3MHS	4192	76	B1-U3-G1				
		T3M	5058	92	B2-U3-G1	T4HS	3932	72	B1-U0-G1	T3M	5324	97	B2-U3-G1	T4HS	4129	75	B1-U0-G1				
P50	66.7	T1	6234	93	B2-U0-G2	T1AHS	5482	82	B2-U0-G1	T1	6546	98	B2-U0-G2	T1AHS	5756	86	B2-U0-G1	0.98	0.98	0.97	0.97
		T1A	6141	92	B2-U0-G1	T2HS	4914	74	B1-U0-G1	T1A	6448	97	B2-U0-G2	T2HS	5160	77	B1-U0-G1				
		T2	5787	87	B2-U0-G1	T2MHS	4724	71	B1-U0-G1	T2	6076	91	B2-U0-G1	T2MHS	4960	74	B1-U0-G1				
		T2M	5983	90	B2-U0-G1	T3HS	4930	74	B1-U0-G1	T2M	6282	94	B2-U0-G2	T3HS	5177	78	B1-U0-G1				
		T3	5688	85	B2-U0-G1	T3MHS	4684	70	B2-U3-G1	T3	5972	90	B2-U0-G1	T3MHS	4931	74	B2-U3-G1				
		T3M	5949	89	B2-U3-G2	T4HS	4485	67	B1-U0-G1	T3M	6262	94	B2-U3-G2	T4HS	4709	71	B1-U0-G1				
P60	86.8	T1	8324	96	B2-U0-G2	T1AHS	7319	84	B2-U0-G2	T1	8740	101	B3-U0-G2	T1AHS	7685	89	B2-U0-G2	0.98	0.98	0.97	0.97
		T1A	8200	94	B2-U0-G2	T2HS	6562	76	B2-U0-G1	T1A	8610	99	B2-U0-G2	T2HS	6890	79	B2-U0-G1				
		T2	7727	89	B2-U0-G2	T2MHS	6307	73	B2-U0-G1	T2	8113	93	B2-U0-G2	T2MHS	6622	76	B2-U0-G1				
		T2M	7988	92	B2-U0-G2	T3HS	6583	76	B2-U0-G1	T2M	8387	97	B2-U0-G2	T3HS	6912	80	B2-U0-G2				
		T3	7594	87	B2-U0-G2	T3MHS	5749	66	B2-U3-G1	T3	7974	92	B2-U0-G2	T3MHS	6051	70	B2-U3-G1				
		T3M	7301	84	B2-U3-G2	T4HS	5988	69	B2-U0-G2	T3M	7685	89	B2-U3-G2	T4HS	6287	72	B2-U0-G2				
P70	107.1	T1	10835	101	B3-U0-G3	T1AHS	9528	89	B3-U0-G2	T1	11377	106	B3-U0-G3	T1AHS	10004	93	B3-U0-G2	0.98	0.98	0.97	0.97
		T1A	10674	100	B3-U0-G2	T2HS	8542	80	B2-U0-G2	T1A	11208	105	B3-U0-G2	T2HS	8969	84	B2-U0-G2				
		T2	10058	94	B2-U0-G2	T2MHS	8210	77	B2-U0-G2	T2	10561	99	B2-U0-G2	T2MHS	8620	80	B2-U0-G2				
		T2M	10398	97	B2-U0-G2	T3HS	8569	80	B2-U0-G2	T2M	10918	102	B2-U0-G2	T3HS	8997	84	B2-U0-G2				
		T3	9885	92	B2-U0-G2	T3MHS	7262	68	B2-U3-G2	T3	10379	97	B2-U0-G2	T3MHS	7644	71	B2-U3-G2				
		T3M	9223	86	B2-U3-G2	T4HS	7795	73	B2-U0-G2	T3M	9708	91	B2-U3-G2	T4HS	8185	76	B2-U0-G2				
P80	124.3	T1	12260	99	B3-U0-G3	T1AHS	10781	87	B3-U0-G2	T1	12873	104	B3-U0-G3	T1AHS	11320	91	B3-U0-G2	0.98	0.98	0.97	0.97
		T1A	12078	97	B3-U0-G2	T2HS	9665	78	B2-U0-G2	T1A	12682	102	B3-U0-G3	T2HS	10148	82	B2-U0-G2				
		T2	11381	92	B2-U0-G2	T2MHS	9290	75	B2-U0-G2	T2	11950	96	B2-U0-G2	T2MHS	9754	78	B2-U0-G2				
		T2M	11786	95	B2-U0-G2	T3HS	9696	78	B2-U0-G2	T2M	12354	99	B3-U0-G3	T3HS	10180	82	B2-U0-G2				
		T3	11185	90	B2-U0-G2	T3MHS	8150	66	B2-U3-G2	T3	11744	94	B2-U0-G2	T3MHS	8579	69	B2-U3-G2				
		T3M	10350	83	B2-U3-G2	T4HS	8820	71	B2-U0-G2	T3M	10895	88	B3-U3-G2	T4HS	9261	75	B2-U0-G2				

Note: Actual performance may differ as a result of end-user environment and application.
 All values are design or typical values, measured under laboratory conditions at 25°C.
 Specifications subject to change without notice.

Lumen ratio for different CCT				
PC Amber	2200K	2700K	3000K	4000K
0.6	0.75	0.95	0.95	1.00

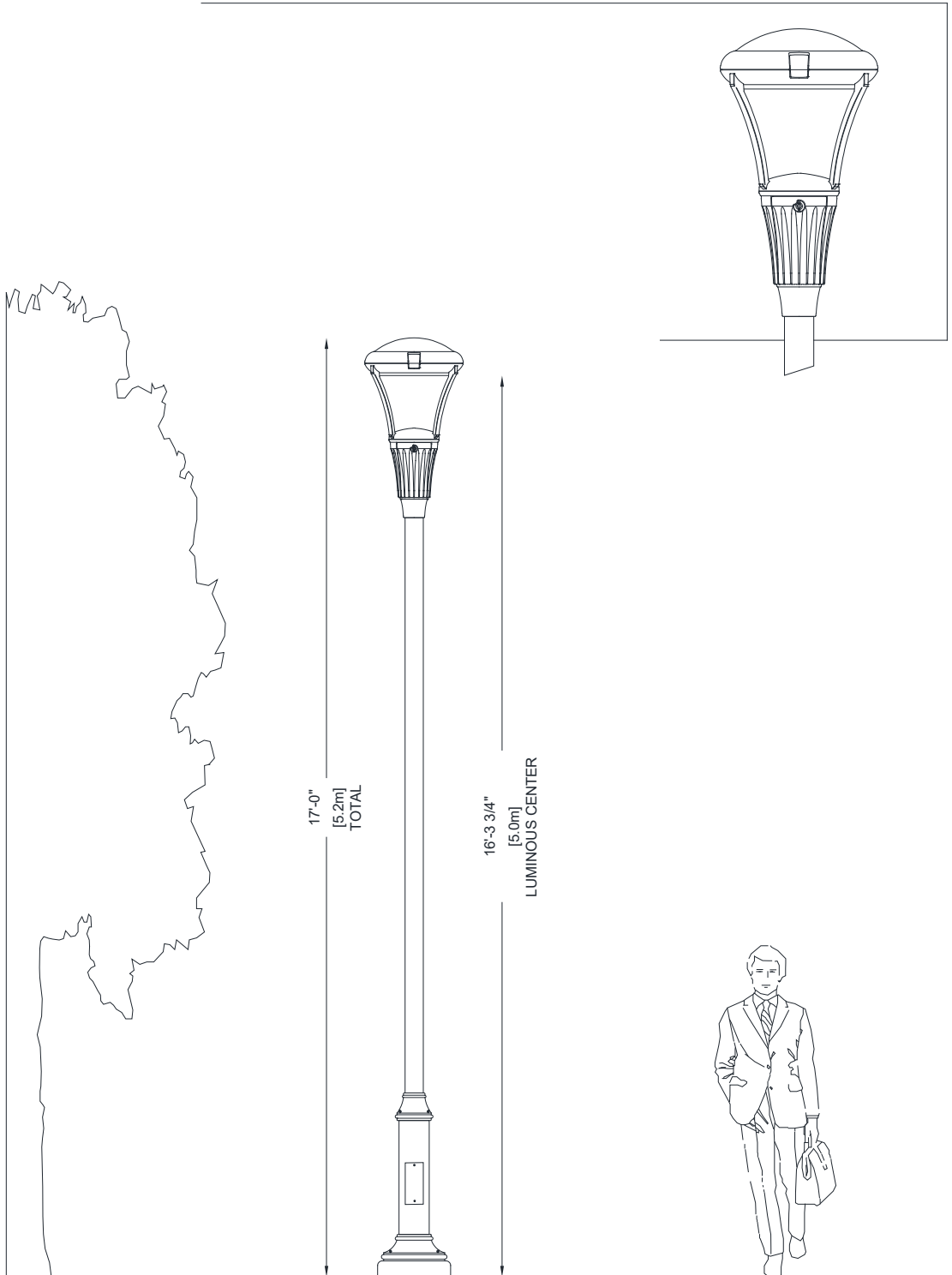
APPROVAL – SPECIFICATION

Project : Tooele, UT – Compass Point – Residential Option

Order: SQ_036265

Tag: OPTION #2

Qty: 1



Stamp/Approval
Name : Date :

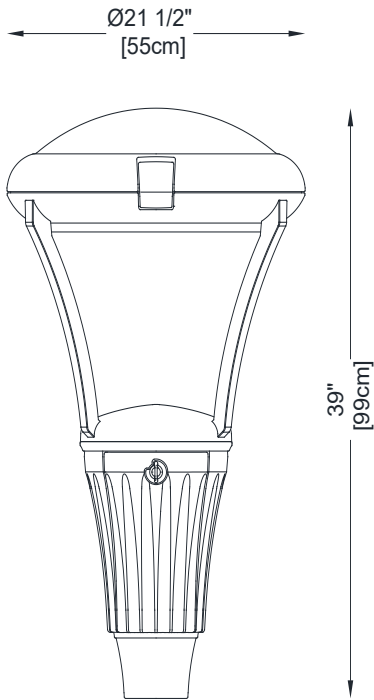
File : CE21T4A - SQ_036265 - TOOELE, UT - COMPASS POINT - RESIDENTIAL OPTION
Date : 01/10/2024 Page : 1/3
Designer : BOIVIN A-R

Project : Tooele, UT – Compass Point – Residential Option

Order: SQ_036265

Tag: OPTION #2 Luminaire: CE21T4A-FGF-T5-P30-40K-VOLT-10KV-COLOR-TX

Qty: 1



Components

Base Module: Cast A356 fluted round aluminum shape. Complete with removable door module, equipped with a tool-free opening system, that provides a tight compression when closed. This allows access to the block connector and driver module. The pole-top fitter is self-leveling and retained using set screws. Fits on a 4" (10cm) outside diameter x 3" (7cm) long tenon. Four cast aluminum arms are welded to the base module. The lower section of the cast aluminum access ring is welded to the upper end of the arms to support the optical module.

Roof Module: Round molded A356 aluminum mechanically assembled to the top section of the access ring. Features a latch for tool-less opening, providing tight compression when closed, and allowing access to the interior of the roof module. Everything is assembled mechanically.

Optical / Electrical Components

Optical Module: The molded A384.0-F aluminum heat sink is designed to minimize the temperature of the LEDs, increasing their longevity and efficiency. The high efficiency performance package 30 (P30), 4000K (40K - white), Orion LED optical engine is mechanically assembled on the heat sink and produces 4374 Lumens. The optical lenses are cured directly on the LED board and offer an IP66 ingress protection rating. The lifetime of the LEDs is 100,000 hours. It is based on the LM-80 test and extrapolated with TM-21. This data is calculated when 50% of the LEDs produce 70% of their initial luminous flux (L70). The minimum color rendering index (CRI) is 70. The optical lenses are made of acrylic and designed to illuminate only where needed while achieving excellent uniformity with maximum spacing. Produces 0% uplight. The light distribution type according to IES is V (T5). A flat lens in frost tempered glass (FGF) is attached to a cast aluminum frame.

Driver Module: The self-adjusting 120-277VAC or 347-480VAC. Class I (P70-P80) or Class II (P10 to P60) driver is removable. Primary voltage at MVOLT (120-277V), HVOLT (347-480V), 120V, 208V, 240V, 277V, 347V, 480V, to be determined (VOLT): _____, 50 / 60Hz, THD max 20%. High power factor of 90%. Operating temperature from -40°F (-40°C) to 130°F (55°C). The driver provides 0-10 Volts output (select DIM option for external controls) and is ROHS compliant. Includes an 18-6 AWG three-pole connector block and a 10kV/5kA three-pole surge protector for Line-Ground, Line-Neutral and Neutral-Ground lines according to the IEEE / ANSI C62.41 2002 C standard.

PASEO

General / Options

Wiring / Hardware: Type TEWT 14-7 AWG, 12"(30.5cm) minimum exceeding from luminaire. All electrical connections between modules are made with quick-disconnect connectors for easy maintenance. All exposed hardware is stainless steel.

Color: TO BE DETERMINED _____ (COLOR) / **Finish:** textured (TX) or smooth (SM) . A durable polyester powder coating is applied and meets the AAMA 2604 requirements (5 years exposure to all weather conditions). The finish meets the ASTM G7, B117, D1654 and D2247 requirements relative to salt spray and humidity resistance. Cyclone recommends the textured finish for this product.

EPA: 1.14 ft² Weight: 52.3 lbs / 23.7 kg

Stamp/Approval
Name : _____ Date : _____

File : CE21T4A - SQ_036265 - TOOELE, UT - COMPASS POINT - RESIDENTIAL OPTION
Date : 01/10/2024 Page : 2/3
Designer : BOIVIN A-R

Project : Tooele, UT – Compass Point – Residential Option

Order: SQ_036265

Tag: OPTION #2 Pole : PM40-14-COLOR-TX

Qty:1

Tag: OPTION #2 Base Cover : BM11-COLOR-TX

Qty:1

Components

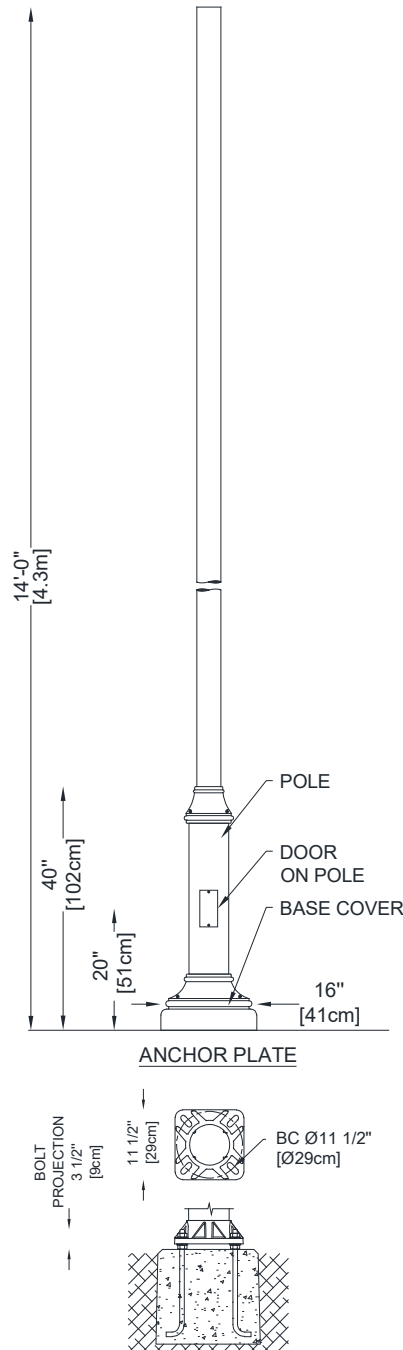
Pole: Round shape. Made from a 4"(10cm)Ø, 6061-T6 aluminum tubing, welded to a 6-5/8" (17cm) Ø base. Welded to both the top and the bottom of a reinforced anchor plate. The wall thickness of the pole is 1/8"(3.2mm) (PM40).

Access door: Covering a 4"x9" (10cmx23cm) opening with a sealing joint. Giving access to the copper ground lug.

Base cover: Round in shape, composed of 2 pairs of A356 aluminum castings, mechanically assembled together. (BM11)

Bolt circle: 11 1/2" (29cm)Ø. Available from 9 1/2" to 12 1/2"(24cm to 32cm)Ø.

Anchor bolts : Supplied by Cyclone: 3/4" x 20"(17+3)
Fully galvanized anchor bolts c/w nuts & washers for levelling.



Generals/Options

Hardware: All exposed hardware is stainless steel.

Color: TO BE DETERMINED ____ (COLOR) / **Finish:** textured (TX) or smooth (SM) . A durable polyester powder coating is applied and meets the AAMA 2604 requirements (5 years exposure to all weather conditions). The finish meets the ASTM G7, B117, D1654 and D2247 requirements relative to salt spray and humidity resistance. **Cyclone recommends the textured finish for this product.**

Note: The pole can withstand an EPA of 3.08 ft² (AASHTO 2013) at 96 mph (ASCE/SEI 7-22 category 1 / 300-year MRI**).

**If the pole is installed in an area where the ADT>100, the pole EPA value will be adjusted accordingly. Please consult with factory.

Stamp/Approval
Name : _____ Date : _____

File : CE21T4A - SQ_036265 - TOOELE, UT - COMPASS POINT - RESIDENTIAL OPTION
Date : 01/10/2024 Page : 3/3
Designer : BOIVIN A-R